



2018028 EDEN Sports Center Mini 2








BS 10

Box 1

				1.	2.	3.	4.	5.	6.	7.	8.	9.
TSA091110	EDEN		1. BARNARD pieter		0-7	1-6	2-5	3-4	6-1	1-6	Opponent W/O	3-4
TSA091121	EDEN		2. BOTMA Janu	7-0		4-3	5-2	5-2	6-1	3-4	Opponent W/O	4-3
TSA081076	EDEN		3. DE WAAL HW	6-1	3-4		5-2	5-2	7-0	1-6	Opponent W/O	3-4
TSA081075	EDEN		4. TINDALL Matthew	5-2	2-5	2-5		4-3	7-0	2-5	Opponent W/O	3-4
TSA091101	EDEN		5. PIENAAR Ruben	4-3	2-5	2-5	3-4		6-1	1-6	Opponent W/O	5-2
TSA091134	EDEN		6. LAMPRECHT Janhendrik	1-6	1-6	0-7	0-7	1-6		0-7	Opponent W/O	2-5
TSA081252	EDEN		7. KASSELMAN Rijon	6-1	4-3	6-1	5-2	6-1	7-0		Opponent W/O	7-0
TSA081286	EDEN		8. VENTER Kian	W/O	W/O	W/O	W/O	W/O	W/O	W/O		W/O
TSA091111	EDEN		9. DU PLESSIS Jacobus	4-3	3-4	4-3	4-3	2-5	5-2	0-7	Opponent W/O	

Standings	Points	Wins	Losses	Sets	Games
1. Rijon KASSELMAN	16	8	0	7 - 0 (100%)	41 - 8 (83.67%)
2. Janu BOTMA	14	7	1	6 - 1 (85.71%)	34 - 15 (69.39%)
3. Jacobus DU PLESSIS	10	5	3	4 - 3 (57.14%)	22 - 27 (44.9%)
4. HW DE WAAL	10	5	3	4 - 3 (57.14%)	30 - 19 (61.22%)
5. Matthew TINDALL	8	4	4	3 - 4 (42.86%)	25 - 24 (51.02%)
6. Ruben PIENAAR	8	4	4	3 - 4 (42.86%)	23 - 26 (46.94%)
7. pieter BARNARD	4	2	6	1 - 6 (14.29%)	16 - 33 (32.65%)
8. Janhendrik LAMPRECHT	2	1	7	0 - 7 (0%)	5 - 44 (10.2%)
9. Kian VENTER	0	0	8	0 - 0 (0%)	0 - 0 (0%)

Box 2

				1.	2.	3.	4.	5.	6.	7.	8.	9.	10.	
TSA081247	EDEN		1.	BEZUIDENHOUT Ruben		3-4	7-0	1-6	7-0	6-1	7-0	6-1	2-5	4-3
TSA081254	EDEN		2.	DU PLESSIS Daniel	4-3		6-1	0-7	5-2	6-1	4-3	6-1	3-4	1-6
TSA091100	EDEN		3.	PIENAAR Franco	0-7	1-6		2-5	5-2	3-4	4-3	5-2	2-5	2-5
TSA101014	GE		4.	WESTERN Cooper	6-1	7-0	5-2		6-1	6-1	7-0	6-1	2-5	5-2
TSA081239	EDEN		5.	STEVENS Jordan	0-7	2-5	2-5	1-6		4-3	1-6	0-7	0-7	2-5
TSA081243	EDEN		6.	FERREIRA RUBEN	1-6	1-6	4-3	1-6	3-4		3-4	2-5	0-7	0-7
TSA081244	EDEN		7.	ASH MICHAEL	0-7	3-4	3-4	0-7	6-1	4-3		1-6	0-7	2-5
TSA091038	EDEN		8.	GRACE Aidan	1-6	1-6	2-5	1-6	7-0	5-2	6-1		0-7	0-7
TSA081225	EP		9.	CLARK Riley	5-2	4-3	5-2	5-2	7-0	7-0	7-0	7-0		6-1
TSA081008	EDEN		10.	JANSE VAN VUUREN Jens	3-4	6-1	5-2	2-5	5-2	7-0	5-2	7-0	1-6	

Standings	Points	Wins	Losses	Sets	Games
1. Riley CLARK	18	9	0	9 - 0 (100%)	53 - 10 (84.13%)
2. Cooper WESTERN	16	8	1	8 - 1 (88.89%)	50 - 13 (79.37%)
3. Ruben BEZUIDENHOUT	12	6	3	6 - 3 (66.67%)	43 - 20 (68.25%)
4. Jens JANSE VAN VUUREN	12	6	3	6 - 3 (66.67%)	41 - 22 (65.08%)
5. Daniel DU PLESSIS	12	6	3	6 - 3 (66.67%)	35 - 28 (55.56%)
6. Franco PIENAAR	6	3	6	3 - 6 (33.33%)	24 - 39 (38.1%)
7. Aidan GRACE	6	3	6	3 - 6 (33.33%)	23 - 40 (36.51%)
8. MICHAEL ASH	4	2	7	2 - 7 (22.22%)	19 - 44 (30.16%)
9. RUBEN FERREIRA	2	1	8	1 - 8 (11.11%)	15 - 48 (23.81%)
10. Jordan STEVENS	2	1	8	1 - 8 (11.11%)	12 - 51 (19.05%)

1/2 Playoff

Rijon KASSELMAN

	Cooper WESTERN
Cooper WESTERN	8-5
	Riley CLARK
Riley CLARK	7-3
	Riley CLARK
Janu BOTMA	8-1

3/4 Playoff

Rijon KASSELMAN	
Janu BOTMA	Rijon KASSELMAN 8-6

5/6 Playoff

Jacobus DU PLESSIS	
C1 Jens JANSE VAN VUUREN	
	C3
Ruben BEZUIDENHOUT	
	HW DE WAAL
HW DE WAAL	8-5

7/8 Playoff

C1	
D1 Ruben BEZUIDENHOUT	

9/10 Playoff

Matthew TINDALL	
E1 Franco PIENAAR	
	E3
Daniel DU PLESSIS	
	Daniel DU PLESSIS
Ruben PIENAAR	8-7

11/12 Playoff

E1	
F1 Ruben PIENAAR	

13/14 Playoff

pieter BARNARD

G1  
MICHAEL ASH

G3

Aidan GRACE

G2  
Janhendrik LAMPRECHT

15/16 Playoff

G1

H1  
G2

17/18 Playoff

BYE

I1  
BYE

BYE

I3

BYE

I2  
BYE

BYE

19/20 Playoff

BYE

J1  
BYE