





2018120 Growthpoint Boland Super 8
GS 10

Box 1

| | | | | 1. | 2. | 3. | 4. | 5. | 6. | 7. |
|-----------|------|---|--------------------------|------|------|------|------|------|------|------|
| TSA091146 | WP | | 1. TAYLOR Ashley | | 3-8 | 4-7 | 8-3 | 8-3 | 10-1 | 4-7 |
| TSA091324 | NW |  | 2. BREDENKAMP Roxy | 8-3 | | 6-5 | 11-0 | 10-1 | 9-2 | 9-2 |
| TSA091147 | WP | | 3. TAYLOR Alicia | 7-4 | 5-6 | | 4-7 | 11-0 | 10-1 | 5-6 |
| TSA091080 | Wine |  | 4. KOTZé Christie | 3-8 | 0-11 | 7-4 | | 7-4 | 8-3 | 4-7 |
| TSA091253 | WP |  | 5. DRAGOMIR Daria | 3-8 | 1-10 | 0-11 | 4-7 | | 7-4 | 1-10 |
| TSA111017 | WP |  | 6. VAN VUUREN Megan | 1-10 | 2-9 | 1-10 | 3-8 | 4-7 | | 1-10 |
| TSA091321 | EP | | 7. ZHUWAKINI Chanelle | 7-4 | 2-9 | 6-5 | 7-4 | 10-1 | 10-1 | |

| Standings | Points | Wins | Losses | Sets | Games |
|-----------------------|--------|------|--------|----------------|------------------|
| 1. Roxy BREDENKAMP | 12 | 6 | 0 | 6 - 0 (100%) | 53 - 13 (80.3%) |
| 2. Chanelle ZHUWAKINI | 10 | 5 | 1 | 5 - 1 (83.33%) | 42 - 24 (63.64%) |
| 3. Alicia TAYLOR | 6 | 3 | 3 | 3 - 3 (50%) | 42 - 24 (63.64%) |
| 4. Ashley TAYLOR | 6 | 3 | 3 | 3 - 3 (50%) | 37 - 29 (56.06%) |
| 5. Christie KOTZé | 6 | 3 | 3 | 3 - 3 (50%) | 29 - 37 (43.94%) |
| 6. Daria DRAGOMIR | 2 | 1 | 5 | 1 - 5 (16.67%) | 16 - 50 (24.24%) |
| 7. Megan VAN VUUREN | 0 | 0 | 6 | 0 - 6 (0%) | 12 - 54 (18.18%) |