











2019009 BOLAND Sportsmans Warehouse Mini 1
GS 12

Main Draw

1	TSA071078	EDEN		[1] NIKA POTGIETER					
2	TSA071319	Winel		Shiloh DANIELS	[1] NIKA POTGIETER	6-0, 6-3			
3	TSA091147	WP		Alicia TAYLOR					
4	TSA081123	WP		Angelica VAN VUUREN	Angelica VAN VUUREN	6-0, 6-1			
5	TSA081038	WP		[3] Lisa-Marie DU TOIT			A13	Rhe Sun Feb 03 9:15am	
6	TSA081204	Winel		Milla KOTZE	Milla KOTZE	Walkover			
7	TSA071239	Winel		Danielle BURGER					
8	TSA071665	WP		Emma PHEIFFER	Danielle BURGER	7-5, 7-6			
9	TSA081198	Winel		Sophia THORPE					
10	TSA071250	WP		Emily SIMONS	Emily SIMONS	6-3, 6-0			
11	TSA071311	WP		Ilke VAN DER MERWE					
12	TSA071108	KZN		[4] Yenzokuhle DLADLA	[4] Yenzokuhle DLADLA	6-3, 6-0			
13	TSA071644	Winel		Nina VAN EEDEN			A14	Rhe Sun Feb 03 10:30am	
14	TSA071176	WP		Abigael STRAUSS	Nina VAN EEDEN	6-0, 6-0			
15	TSA071240	Winel		Anke BURGER					
16	TSA071155	Winel		[2] Kelly COETZEE	[2] Kelly COETZEE	6-3, 6-1			

Position 3-4

A13

B1 Rhe Sun Feb 03 2:15pm

A14

Position 5-8

Angelica VAN VUUREN

C1 Rhe Sun Feb 03 10:30am

Milla KOTZE

C3 Rhe Sun Feb 03 2:15pm

Emily SIMONS

C2 Rhe Sun Feb 03 10:30am

Nina VAN EEDEN

Position 7-8

C1

D1 Rhe Sun Feb 03 2:15pm

C2

Position 9-16

Shiloh DANIELS	Alicia TAYLOR	E7 Rhe Sun Feb 03 2:15pm	
Alicia TAYLOR	6-2, 5-7, 10-3		
BYE	E5 Rhe Sun Feb 03 10:30am		
E2	Emma PHEIFFER		
Emma PHEIFFER			
Sophia THORPE	Sophia THORPE		
Ilke VAN DER MERWE	6-2, 6-0	E6 Rhe Sun Feb 03 10:30am	
Abigael STRAUSS			
Anke BURGER	Anke BURGER		
	6-3, 6-0		

Position 11-12

E5	F1 Rhe Sun Feb 03 2:15pm	
F1		
E6		

Position 13-16

Shiloh DANIELS	Shiloh DANIELS	G3 Rhe Sun Feb 03 3:30pm	
G1			
BYE			
Ilke VAN DER MERWE			
G2 Rhe Sun Feb 03 10:30am			
Abigael STRAUSS			

Position 15-16

BYE	H1	
H1		
G2		