









2019056 Free State Pro Kennex Mini 3  
MS

Main Draw

1	TSA031304	FS		[1] Jason SCHIMPER			
2				A1 BYE	[1] Jason SCHIMPER		
3	TSA040251	FS		Liam ELLIS		[1] Jason SCHIMPER	
4				A2 BYE	Liam ELLIS	6-1, 6-0	
5	TSA921472	FS		[4] Byron WEGGER		[1] Jason SCHIMPER	
6				A3 BYE	[4] Byron WEGGER	6-3, 6-4	
7	TSA048473	FS		Refiloe PHEKO		[4] Byron WEGGER	
8				A4 BYE	Refiloe PHEKO	6-3, 6-0	
9	TSA971403	FS		Dimitri ANAGNOSTOU			[1] Jason SCHIMPER
10	TSA048425	FS		Gerhard VAN DER WESTHUIZEN	Gerhard VAN DER WESTHUIZEN	5-7, 6-3, 4-1 (Ret.)	
11				BYE			
12	TSA031028	FS		[3] Francois HAASBROEK	[3] Francois HAASBROEK		
13	TSA031545	FS		Louise VAN DER MERWE		[2] GERARD HENNING (Ret.)	
14	TSA951327	FS		Ruan VAN WYK	Ruan VAN WYK	6-2, 6-2	
15				BYE			
16	TSA048339	FS		[2] GERARD HENNING	[2] GERARD HENNING	6-4, 6-4	

Position 3-4	[4] Byron WEGGER	
	[3] Francois HAASBROEK	[4] Byron WEGGER 6-3, 6-1

Position 5-8	Liam ELLIS	
	Refiloe PHEKO	Refiloe PHEKO 4-6, 6-4, 10-6
	Gerhard VAN DER WESTHUIZEN	Refiloe PHEKO Walkover
	Ruan VAN WYK	Ruan VAN WYK 6-4, 6-1

Position 7-8	Liam ELLIS	
	Gerhard VAN DER WESTHUIZEN	Liam ELLIS 4-6, 6-4, 10-5



The diagram illustrates a sequence of events (E1-E7) and a final outcome (Louise VAN DER MERWE) connected by lines. The events are represented by boxes, and the connections are shown by lines. The labels 'BYE' and 'Dimitri ANAGNOSTOU' are associated with specific events.

- Event E1:** Labeled 'BYE'.
- Event E2:** Labeled 'BYE'.
- Event E3:** Labeled 'Dimitri ANAGNOSTOU'.
- Event E4:** Labeled 'Louise VAN DER MERWE'.
- Event E5:** Labeled 'BYE'.
- Event E6:** Labeled 'Louise VAN DER MERWE'.
- Event E7:** Labeled '6-0, 6-0'.
- Final Outcome:** Labeled 'Louise VAN DER MERWE'.

The connections between the events and the final outcome are as follows:

- E1 connects to E5.
- E2 connects to E5.
- E3 connects to E6.
- E4 connects to E6.
- E5 connects to E7.
- E6 connects to E7.
- E7 connects to the final outcome.

BYE	
F1	Dimitri ANAGNOSTOU
Dimitri ANAGNOSTOU	

The diagram shows three signals: G1, G2, and G3. Each signal is represented by a horizontal bar with a 'BYE' label above it. The bars for G1 and G2 are connected to a common bus line. The bar for G3 is connected to a separate bus line. The signals are active-low, meaning they go low (indicated by a horizontal line) when they are active.

BYE	
H1	
BYE	

