




2019128 GROWTHPOINT EC PE Super 8
BS 10

Box 1

				1.	2.	3.	4.	5.	6.
TSA101100	EP		1.	DE KOKER Luan		7-0	0-7	7-0	0-7
TSA121222	EP		2.	MAGADAZA Inathi	0-7		0-7	7-0	0-7
TSA101349	EP		3.	GOUWS Allen	7-0	7-0		7-0	1-6
			4.	MJOLI Ahlumile	0-7	0-7	0-7		1-6
TSA101279	FS		5.	HEFER Francois	7-0	7-0	6-1	7-0	
TSA111070	MPUN		6.	ROSSOUW Raynard	7-0	6-1	6-1	6-1	2-5

Standings	Points	Wins	Losses	Sets	Games
1. Francois HEFER	10	5	0	5 - 0 (100%)	32 - 3 (91.43%)
2. Raynard ROSSOUW	8	4	1	4 - 1 (80%)	27 - 8 (77.14%)
3. Allen GOUWS	6	3	2	3 - 2 (60%)	23 - 12 (65.71%)
4. Luan DE KOKER	4	2	3	2 - 3 (40%)	14 - 21 (40%)
5. Inathi MAGADAZA	2	1	4	1 - 4 (20%)	8 - 27 (22.86%)
6. Ahlumile MJOLI	0	0	5	0 - 5 (0%)	1 - 34 (2.86%)

Box 2

				1.	2.	3.	4.	5.	6.	7.
TSA111470	EP		1.	COKO lindokuhle		0-7	6-1	1-6	0-7	0-7
TSA111006	EP		2.	ROULSTONE Zeke	7-0		7-0	5-2	3-4	5-2
TSA111344			3.	PUWE Imange	1-6	0-7		0-7	0-7	0-7
TSA101142	EP		4.	HURTER Alexander	6-1	2-5	7-0		0-7	2-5
TSA101030	FS		5.	PEYPER HANNES	7-0	4-3	7-0	7-0		1-6
TSA101027	FS		6.	HEFER Frederich	7-0	2-5	7-0	5-2	6-1	
TSA101267	WP		7.	LIM Darion	6-1	0-7	7-0	2-5	1-6	0-7

Standings	Points	Wins	Losses	Sets	Games
1. Zeke ROULSTONE	10	5	1	5 - 1 (83.33%)	34 - 8 (80.95%)
2. Frederich HEFER	10	5	1	5 - 1 (83.33%)	34 - 8 (80.95%)
3. HANNES PEYPER	10	5	1	5 - 1 (83.33%)	32 - 10 (76.19%)
4. Alexander HURTER	6	3	3	3 - 3 (50%)	22 - 20 (52.38%)
5. Darion LIM	4	2	4	2 - 4 (33.33%)	16 - 26 (38.1%)
6. lindokuhle COKO	2	1	5	1 - 5 (16.67%)	8 - 34 (19.05%)
7. Imange PUWE	0	0	6	0 - 6 (0%)	1 - 41 (2.38%)

1/2 Playoff

Francois HEFER

	Zeke ROULSTONE
Zeke ROULSTONE	5-2

3/4 Playoff

Raynard ROSSOUW	
Frederich HEFER	Frederich HEFER
	7-0

5/6 Playoff

Allen GOUWS	
HANNES PEYPER	HANNES PEYPER
	6-1

7/8 Playoff

Luan DE KOKER	
Alexander HURTER	Alexander HURTER
	7-0

9/10 Playoff

BYE	
E1	Inathi MAGADAZA
BYE	

11/12 Playoff

BYE	
F1	lindokuhle COKO
BYE	