

BNP Paribas Rising Star - National Finals

Girls Primary School Draw

Box 1

	1.	2.	3.
1. ST. PETER &S PREP		6-0	6-0
2. STIRLING PRIMARY	0-6		6-0
3. WESTRIDGE HUB	0-6	0-6	

Standings	Points	Wins	Losses	Sets	Games
1. ST. PETER &S PREP	12	2	0	12 - 0 (100%)	72 - 32 (69.23%)
2. STIRLING PRIMARY	6	1	1	6 - 6 (50%)	53 - 54 (49.53%)
3. WESTRIDGE HUB	0	0	2	0 - 12 (0%)	34 - 73 (31.78%)

Box 2

	1.	2.	3.
1. EVERS DAL PRIMARY		6-0	6-0
2. TENNIS ANGELS	0-6		2-4
3. LAERSKOOL GOEDEHOOP	0-6	4-2	

Standings	Points	Wins	Losses	Sets	Games
1. EVERS DAL PRIMARY	12	2	0	12 - 0 (100%)	73 - 30 (70.87%)
2. LAERSKOOL GOEDEHOOP	4	1	1	4 - 8 (33.33%)	41 - 56 (42.27%)
3. TENNIS ANGELS	2	0	2	2 - 10 (16.67%)	37 - 65 (36.27%)

Box 3

	1.	2.	3.
1. ORANJE PRIMêR		6-0	6-0
2. UMHLALI PRIMARY	0-6		6-0
3. ARTHUR ASHE	0-6	0-6	

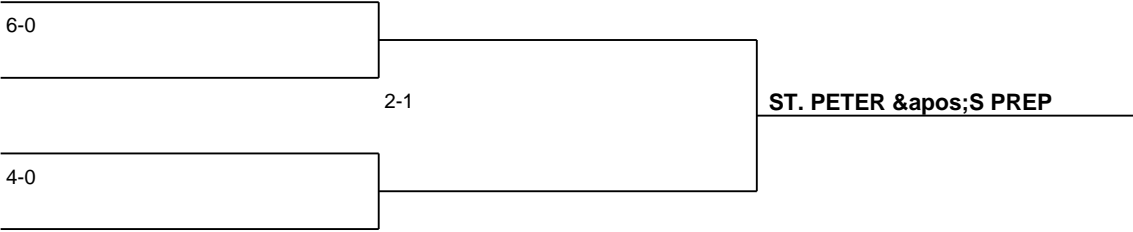
Standings	Points	Wins	Losses	Sets	Games
1. ORANJE PRIMêR	12	2	0	12 - 1 (92.31%)	79 - 45 (63.71%)
2. UMHLALI PRIMARY	6	1	1	7 - 6 (53.85%)	65 - 61 (51.59%)
3. ARTHUR ASHE	0	0	2	0 - 12 (0%)	35 - 73 (32.41%)

Box 4

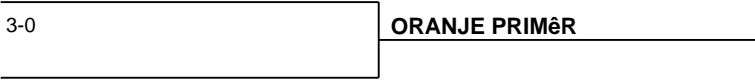
	1.	2.	3.
1. LAERSKOOL P...TERSBURG-OOS		2-4	6-0
2. LAERSKOOL MOOIRIVIER	4-2		2-4
3. ORANJE-NOORD PRIMARY	0-6	4-2	

Standings	Points	Wins	Losses	Sets	Games
1. LAERSKOOL P...TERSBURG-OOS	8	1	1	10 - 4 (71.43%)	78 - 68 (53.42%)
2. LAERSKOOL MOOIRIVIER	6	1	1	8 - 9 (47.06%)	103 - 100 (50.74%)
3. ORANJE-NOORD PRIMARY	4	1	1	5 - 10 (33.33%)	80 - 93 (46.24%)


1/2 Playoff



3/4 Playoff




5/6 Playoff



7/8 Playoff



9/10 Playoff



11/12 Playoff

